

APPLICATION SPECIFICATION

1. SCOPE

1.1. Content

This specification covers the requirements for application of AMPMODU* Mod I and II post to printed circuit boards.

1.2. Method

These requirements are applicable to both hand and automatic machine application tooling. Hand held boards shall meet the alignment requirements of this specification, based on educating the operator and development of operator technique. Boards held in AMP* approved fixtures shall meet the requirements of this specification by following setup and maintenance procedures.

2. REQUIREMENTS

2.1. Shoulder Cutoff and Burr

A. Shoulder Cutoff

Shoulder cutoff shall meet the requirements of the product drawing. Shoulder shall be symmetrical to the post within the limits shown in Figure 2.

B. Burr

Burr on shoulder shall not exceed the limits shown in Figure 1.

2.2. Clearance

Maximum clearance between the post shoulder and the printed circuit board shall not exceed the limits of Figure 3.

2.3. Rotation

Post rotation shall be within the limits shown in Figure 4.

2.4. Perpendicularity at Post Tips

Perpendicularity of posts shall be within the limits shown in Figure 5 for AMPMODU Mod I posts and Figure 6 for Mod II posts.

*Trademark of AMP Incorporated.

NO 114-25011

© COPYRIGHT 1975 BY AMP INCORPORATED, HARRISBURG, PA. ALL INTERNATIONAL RIGHTS RESERVED. AMP INCORPORATED PRODUCTS COVERED BY U.S. AND FOREIGN PATENTS AND/OR PATENTS PENDING.

				DR <i>P. E. Fitz</i> 10/16/75	AMP INCORPORATED Harrisburg, Pa.				
				CHK <i>S. Baker</i> <i>Blannett</i> 10/8/75					
				APP <i>C. Lopinski</i> 10/9/75	LOC B	NO A	NO 114-25011	REV 0	
				SHEET	NAME POST, AMPMODU MOD I AND II, APPLICATION OF				
				1 OF 2					
D'IST 25	LTR	REVISION RECORD	APP	DATE					

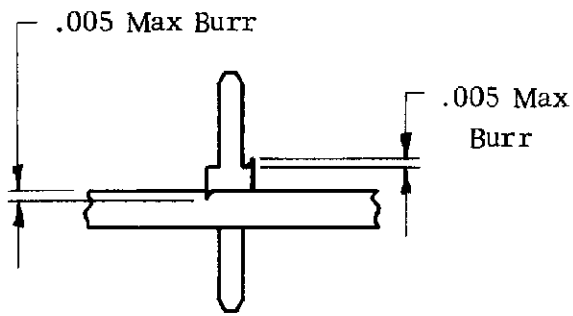


Figure 1

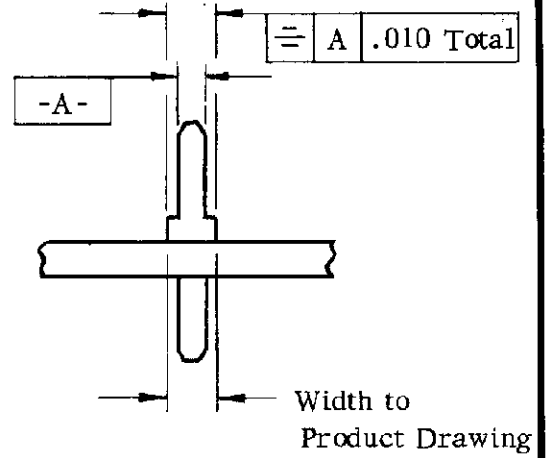


Figure 2

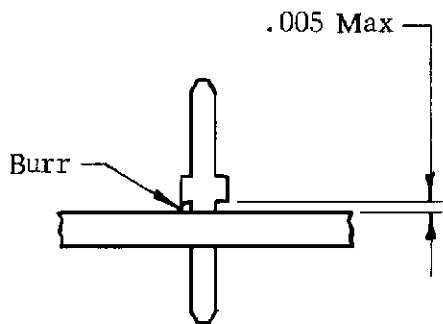


Figure 3

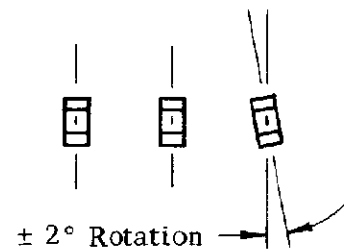


Figure 4

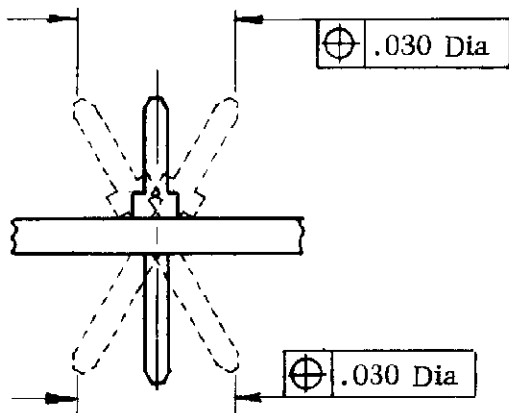


Figure 5
Mod I

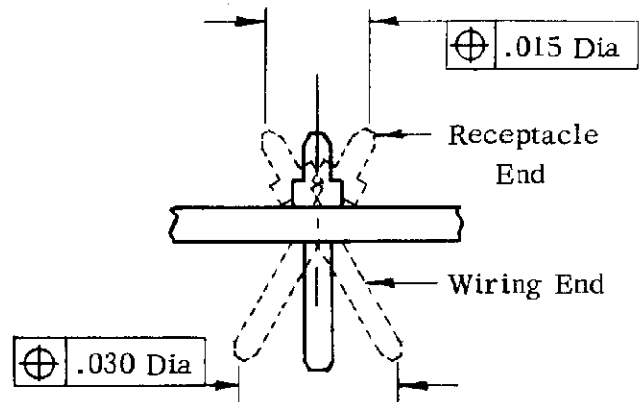


Figure 6
Mod II



SHEET
2 OF 2

LOC B NO 114-25011 REV 0

NAME
POST, AMPMODU MOD I AND II,
APPLICATION OF